




## **CSR FULL CONTAINMENT SEAT MOUNTING**

### **GUIDE**

*Your CSR Full Containment Seat has been custom built for you, and you only. It is not designed to be adjusted for different users. The seat should not be altered in any way shape or form (other than shown below) without consulting CSR.*

*CSR Full Containment seats must be fitted as per the instructions below. Failure to do so could result in serious injury or death to the user. If you are unsure in any way as to if you have mounted the seat correctly, please don't hesitate to contact CSR.*


### **HALO MOUNTINGS**




*The Halo must be secure in the car. The Halo surround bracing may be notched as to lay seat further into the back into rollcage if necessary. It is recommended that the notch be no closer than ½" in depth of the bracing weld on the Halo. The seat and horseshoe clamps must be pulled tightly and bolted as to make the Halo become rigid in the car.*

## TOP BODY MOUNTINGS

*The Seat must be mounted to the back of the Rollcage with a minimum of 5/16" or 8mm bolts in the area's shown. The wider spread of the bolts the better. It is recommended that in stockcars, the seat be bolted through the double thickness area where the shoulder supports are welded to the back of the seat.*




## BASE MOUNTINGS




*The base of the seat must be mounted with 5/16" or 8mm bolts in 2 places, and in 4 places for Stockcars only. For Stockcars it is recommended that the 2 rear mounts be towards the rear of the seat as shown, and the 2 front mounts be in the front area's as shown. Other classes the seat needs to be mounted in the front area shown.*

## STOCKCAR HALO AND SHOULDER MOUNTINGS

*In Stockcars only, there is an extra bracket welded to the outside of the shoulder support. This must be supported to the side of the rollcage/chassis with a brace as shown. Also mounting of the Halo support needs added. You may need to weld a bracket to the side of the rollcage in order to have something to mount either of these brackets to. In all 4 of these mountings*



*( 2 x per side) there must be a minimum of 2 bolts in the halo support, and 2 bolts in the shoulder support as shown. The aluminium supports must be a minimum of 3mm aluminium and if any longer than 5" or 125mm must have stiffening folds or be made of 5mm flat.*



**CSR Fabrications Ltd**  
2 Lorien Pl, East Tamaki, Auckland  
Postal : 114 Butcher Rd, Pukekohe  
021 776 331    09 2722132

[www.csrfabrications.co.nz](http://www.csrfabrications.co.nz)  
[chris@csrfabrications.co.nz](mailto:chris@csrfabrications.co.nz)



